


PHOTO

POWER

ERIE KIM




WHY PHOTOGRAPH

Why photograph? Photography as an existential thing. You photograph because photography is your artistic outlet. You photograph to express your delight in beauty and being alive. You make photographs of what you consider “worthy”. You photograph beauty.



You photograph you.








LAYERS




Why shoot layers? With layers, you put the viewer into your shoes. The photos feel more intimate for the viewer. Also shooting layers is like a fun visual game for the photographer. To add “smoke and mirrors” to your photos (in terms of disorienting the viewer) is a fun challenge for the photographers. Shooting at sunset with epic shadows. Also putting your selfie in the photograph (your shadow).

MOTION



SHADOWS



LOW PERSPECTIVE



TEXTURE



ZEN



JOY




DYNAMISM



Movement in your subject. Movement in their arms. Diagonals, horizontals, and verticals. The more lines, the better.



GESTURE



Hand gestures. Facial gestures. Shoot with a flash. Make it as simple as possible. Minimalist portraits.




EXTREME ANGLES



Tilt your camera (dutch angle). Extreme tilting of your photograph to heighten the drama of your photo.

Also as a tip: create stronger diagonals from your photos from a low-angle.



REFLECTION



NEGATIVE SPACE



BACKGROUND

An abstract composition featuring a central white, irregularly shaped area that resembles a torn piece of paper or a negative space. This white area is surrounded by a vibrant red field, which is itself bordered by black shapes at the top and bottom. The overall effect is high-contrast and graphic.


SUBJECT

Create negative space around your subject. Divide the frame into proportions which feel harmonious and balanced to you. Foreground, middle-ground, background.

SURREALISM



Replace the head of your subject with visual shapes and forms. Have fun!
Become a magician with your camera.




EYES



SHAPES




ABSTRACT SHAPES



URBAN LANDSCAPE



FLASH SURREAL



OBJECT SURREAL





PHOTO SURREAL



HUMOR SURREAL



SHADOW SURREAL



FLASH PORTRAIT



EYE CONTACT



CANDID POSING



GANGSTA



HANDS



MINIMALISM





Embrace much negative space, and put your subject in a less common space. To the bottom of the frame, off-center.

SILHOUETTE



RED



FLASH SELFIE

