



LEADING LINES

**1. Look at the
background**






2. Shoot vertical







3. Wait





4. Look for arrows





5. Crouch down





**6. Direct your
subject**









7. Work the scene





1 / 40



2 / 40



3 / 40



4 / 40



5 / 40



6 / 40



7 / 40



8 / 40



9 / 40



10 / 40



11 / 40



12 / 40



13 / 40



14 / 40



15 / 40



16 / 40



17 / 40



18 / 40



19 / 40



20 / 40



21 / 40



22 / 40



23 / 40



24 / 40



25 / 40



26 / 40



27 / 40



28 / 40



29 / 40



30 / 40



31 / 40



32 / 40



33 / 40



34 / 40



35 / 40



36 / 40



37 / 40



38 / 40



39 / 40



40 / 40